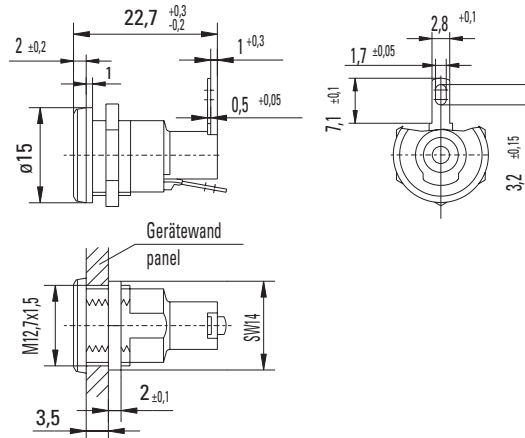
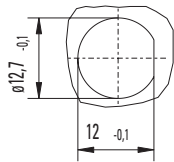


## Holder / No. 595

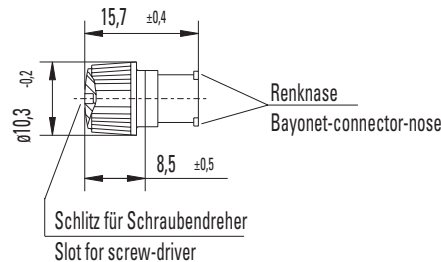
not for new developments;  
please refer to holder no. 850

## Panel Mount, for 5x20 mm Fuses



Holes in the Printed Circuit Board

## Cap / No. 583



## Specifications

### Montage

12.7mm diameter D-hole  
Admissible torque on plastic hex nut is 1.2Nm

### Terminals

Solderable or 2.8mm quick connect-fits 0.5mm tab

### Protection Class & Category

IP 40 (IEC 60529)

### Materials

Holder: Duroplastic (Phenolplast PF), black  
Cap: Thermoplastic (Polyamide PA 6.6), UL 94 V-0, black  
Metal Parts: Copper alloy, corrosion protected solderable tinned  
Terminals: corrosion protected solderable tinned

### Electrical Data (23 °C)

Rated Voltage: 250 V  
max. Current/Power: 6.3 A / 2.5 W

### Operating Temperature

-25 °C to 70 °C (consider de-rating)

### Stock Conditions

10 °C to 70 °C

### Contact Resistance

≤ 5 mΩ

### Dielectric Strength

3 kV, dry

### Insulation Resistance

> 10<sup>3</sup> MΩ (500 V DC, 1 min.)

### Solderability

235 °C, 3 sec. (Wave)  
350 °C, 1 sec. (Soldering Iron)

### Soldering Heat Resistance

260 °C, 5 sec. (IEC 60068.2-20)

### Marking

595, 250 V

### Unit weight

3,4 g (595) / 1,7 g (583)

## Order Information

### Packaging

Bulk (100 St.)

### Order Numbers

Holder No. 595 0000 000  
Cap No. 583 0000 000



Note: 1.00 means the number one with two decimal places. 1,000 means the number one thousand.