

RS232 Mode Parameters

A> Set Up BAUD Rate 1200



2400



4800



<9600>



19200



38400



B> Set Up Data Bits 7 Data Bits



<8 Data Bits>



C> Set Up Stop Bits <1 Bit>



2 Bits



D> Set Up Parity <None>



Even



Odd



Mark



Space



E> Handshaking RTS/CTS Enable



<RTS/CTS Disable>



ACK/NAK Enable



<ACK/NAK Disable>



XON/XOFF Enable



<XON/XOFF Disable>



Note: For more information, please visit www.champtek.com

Factory Default Settings

Function	Default
Interface	Keyboard Mode
Reading Mode	GoodReadOFF
RS232 BAUD Rate	9600
Data Bits	Data Bits
Stop Bits	1 Bit
Handshaking	RTS/CTS Disable
Keyboard Wedge Mode	IBM PC/AT, PS/2
Output Characters Terminator	CR+LF
Time-out Between Characters	0 ms
Symbologies	UPC-A UPC-E EAN-13/JAN-13 EAN-8/JAN-8 CODE 39 CODE 128 CODABAR/NW7 Interleaved 2 of 5
Language	US English
Bar Code ID	OFF
Reading Level	Bar Equals Low
Accuracy	1 Time
Buzzer Beep Tone	High
Sensitivity of Continuous	Fast
Notebook Function	Disable
Reverse Output Characters	Disable

Warranty

Champtek Incorporated ("Champtek") manufactures its hardware products in accordance with industry standard practices. Champtek warrants that for a period of twenty-four (24) months from date of shipment, products will be free from defects in materials and workmanship.

This warranty is provided to the original owner only and is not transferable to any third party. It shall not apply to any product which has been repaired or altered unless done or approved by Champtek, which has not been maintained in accordance with any operating or handling instructions supplied by Champtek, which has been subjected to unusual physical or electrical stress, misuse, abuse, power shortage, negligence or accident or which has been used other than in accordance with the product operating and handling instructions.

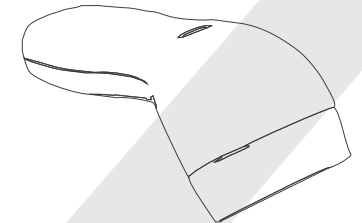
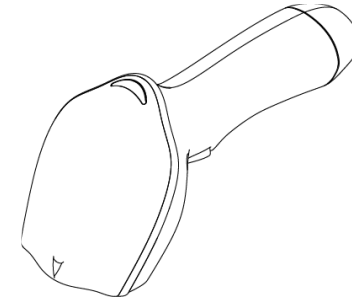
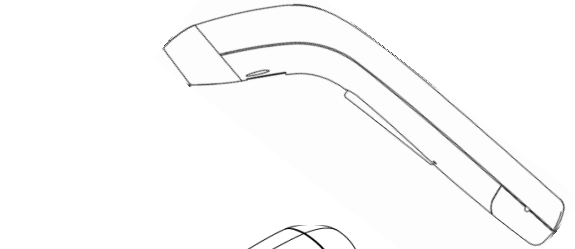
Champtek Incorporated

5/F, No.2, Alley 2, Shih-Wei Lane, Chung-Cheng Rd.,
Hsin-Tien City, Taipei 231, Taiwan.
TEL: +886-2-2219-2385
FAX: +886-2-2219-2387
<http://www.champtek.com>



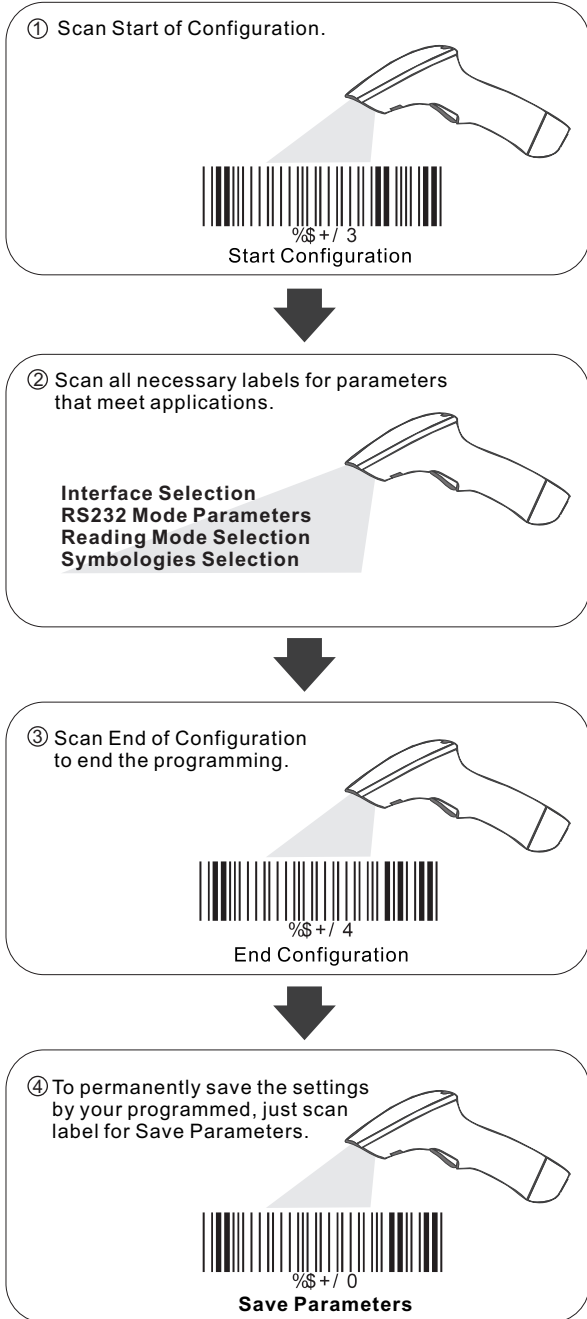
CHAMPTEK®

Programming Quick Guide



0145-SD85001_V03

Configuration Flow Chart



Set All Defaults



Interface Selection <Keyboard Mode>



USB Mode



Reading Mode Selection

<Good Read OFF>



Continuous/Trigger OFF



Continuous/Auto Power On



Flash/Auto Power On



Select Terminator

<CR+LF>



CR



Space



STX-ETX



Version Information



RS232 Mode



Trigger ON/OFF



Testing



Flash



Auto Sense (Option)



None



LF



HT(TAB)



Symbologies Selection

UPC-A <ON>



UPC-E <ON>



EAN-13/JAN-13/ISBN-13 <ON>



EAN-8/JAN-8 <ON>



CODE 39 <ON>



CODE 128 <ON>



CODABAR/NW7 <ON>



Interleaved 2 of 5 <ON>



CODE 93 ON



China Postage ON



Telepen ON



GS1 DataBar Omnidirectional ON



GS1 DataBar Limited ON



GS1 DataBar Expanded ON



Select All Bar Codes



UPC-A OFF



UPC-E OFF



EAN-13/JAN-13/ISBN-13 OFF



EAN-8/JAN-8 OFF



CODE 39 OFF



CODE 128 OFF



CODABAR/NW7 OFF



Interleaved 2 of 5 OFF



CODE 93 <OFF>



China Postage <OFF>



Telepen <OFF>



GS1 DataBar Omnidirectional <OFF>



GS1 DataBar Limited <OFF>



GS1 DataBar Expanded <OFF>

