

- NOTES:**
- MATERIALS**
HOUSING: 30% GLASS-FILLED PBT, UL94 V-0
TERMINAL: BRASS 0.80REF. THICK
PLATING: OPTIONAL (SEE CHARTS SHEETS 2-7)
TIN PLATING OPTION : 34m TIN OVER 1.274m NICKEL ALL AREAS
 - SELECTIVE SILVER**
CONTACT AREA : 24m SILVER OVER 1.274m NICKEL. ALL OTHER AREAS FLASH OF SILVER 0.104m
 - PRODUCT CONFORMS TO SPECIFICATION PS-99020-0037
 - MATES WITH MOLEX 91338, 90833, 90835, 91777, 91778 & 91779
 - PARTS PACKAGED LOOSE IN PLASTIC BAGS
 - PLATED THRU HOLE
 - NON-PLATED THRU HOLE
 - RECOMMENDED PCB THICKNESS: 1.4±0.1mm
 - PCB VIEW IS FROM SOLDER SIDE

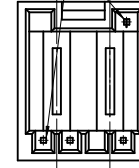
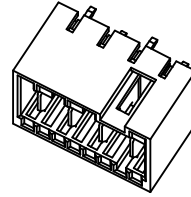
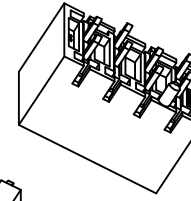
PLATING SPEC CHANGE	QUALITY SYMBOLS
EC NO: IFC2013-1606	▽=0
DRWN:MOULLIVANDI/2013/04/18	▽=0
CHKD:	
APPR:STGRIFFIN 2013/06/10	
REV	DESCRIPTION

GENERAL TOLERANCES (UNLESS SPECIFIED)	
4 PLACES ± ---	± ---
3 PLACES ± ---	± ---
2 PLACES ± 0.1	± ---
1 PLACE ± 0.2	± ---
ANGULAR ± 2 °	
DRAFT WHERE APPLICABLE MUST REMAIN WITHIN DIMENSIONS	

DIMENSION STYLE	
MM ONLY	
DRAWN BY	DATE
NMCNAMAR	2004/05/26
CHECKED BY	DATE
JDENNEY	2004/05/27
APPROVED BY	DATE
BMAGUIRE	2004/05/28
MATERIAL NO.	
SEE SHEETS 2-7	

SCALE	DESIGN UNITS	THIRD ANGLE PROJECTION
1:1	METRIC	
RAST 5 VERT HDR		
MOLEX MOLEX INCORPORATED		
DOCUMENT NO.	SHEET NO.	
SD-90858-001	1 OF 7	
THIS DRAWING CONTAINS INFORMATION THAT IS PROPRIETARY TO MOLEX INCORPORATED AND SHOULD NOT BE USED WITHOUT WRITTEN PERMISSION		

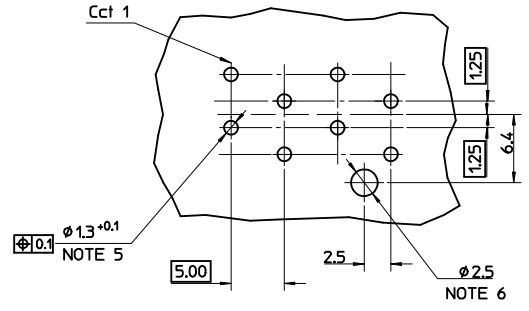
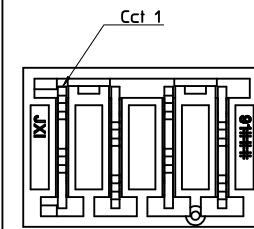
HOLES ON SOME TOOLED VERSIONS



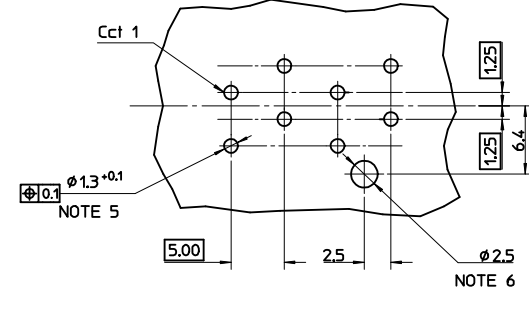
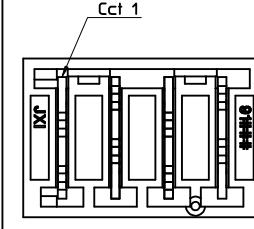
CCT	DIM A	DIM B	DIM C	TOL
2	5.00	10.20	12.30	
3	10.00	15.20	17.30	
4	15.00	20.20	22.30	
5	20.00	25.20	27.30	
6	25.00	30.20	32.30	
7	30.00	35.20	37.30	
8	35.00	40.20	42.30	
9	40.00	45.20	47.30	
10	45.00	50.20	52.30	
11	50.00	55.20	57.30	
12	55.00	60.20	62.30	

RECOMMENDED PCB LAYOUT

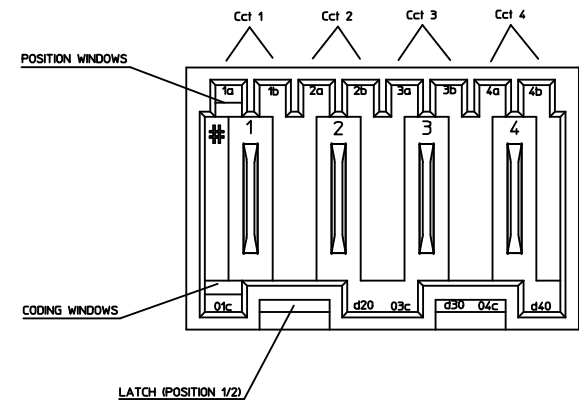
P.C.B. POLARISATION OPTION "B"



P.C.B. POLARISATION OPTION "A"



2 CIRCUIT											P.C.B. POLARISATION OPTION
SEE CODE DESIGNATION TABLE FOR NUMBERING FORMAT WHEN ADDING NEW PART NUMBERS											
PART NO. (TIN)	TERM NO. (TIN)	HOUSING NO.	COLOR	UNBLOCKED POSITION KEYS	UNBLOCKED CODING KEYS	LATCH POSITION	CONFIGURATION (SEE NOTES)	LUMBERG K REF	TERM NO. (SILVER)	PART NO. (SILVER)	
90858-0003	91703-0002	91704-0002	NATURAL	1b 2a	01c d20	1/2		K01	91703-0003	90858-0499	A
90858-0004	91703-0002	91704-0003	NATURAL	1a 2b	01c	1/2		K02	91703-0003	90858-0482	A
90858-0007	91703-0002	91704-0004	NATURAL	1b 2b	01c	1/2		K09	91703-0003	90858-0497	A
90858-0018	91703-0002	91704-0005	NATURAL	2a	01c, d20	1/2		K03	91703-0003	90858-0495	A
90858-0019	91703-0002	91704-0008	NATURAL	1a 2b	d20	1/2		K05	91703-0003	90858-0478	A
90858-0021	91703-0002	91704-0006	NATURAL	1b	01c, d20	1/2		K16	91703-0003	90858-0492	A
90858-0022	91703-0002	91704-0007	NATURAL	1a 2b	NONE	1/2		K06	91703-0003	90858-0491	A
90858-0027	91703-0002	91704-0009	NATURAL	2b	NONE	1/2		K11	91703-0003	90858-0487	A
90858-0029	91703-0002	91704-0010	NATURAL	1a 1b	d20	1/2		K13	91703-0003	90858-0486	A
90858-0030	91703-0002	91704-0011	NATURAL	2a 2b	NONE	1/2		K31	91703-0003	90858-0485	A
90858-0032	91703-0002	91704-0012	NATURAL	2b	d20	1/2		K38	91703-0003	90858-0484	A
90858-0047	91703-0002	91704-0013	NATURAL	1a 2a	01c d20	1/2		K44	91703-0003	90858-0483	A
90858-0055	91703-0002	91704-0014	NATURAL	1a 1b	NONE	1/2		K40	91703-0003	90858-0480	A
90858-0020	91703-0002	91704-0015	NATURAL	1a 1b	01c	1/2		K04	91703-0003	90858-0475	A
90858-0054	91703-0002	91704-0016	NATURAL	2b	01c d20	1/2		K15	91703-0003	90858-0476	A
90858-0057	91703-0002	91704-0017	NATURAL	1a	01c d20	1/2		K12	91703-0003	90858-0477	A
90858-0058	91703-0002	91704-0018	NATURAL	1a 2a	01c	1/2		K10	91703-0003	90858-0472	A
90858-0059	91703-0002	91704-0019	NATURAL	ALL	d20	1/2		K34	91703-0003	90858-0474	A
90858-0060	91703-0002	91704-0020	NATURAL	1b 2a 2b	d20	1/2		K07	91703-0003	90858-0473	A
90858-0061	91703-0002	91704-0002	NATURAL	1b 2a	01c d20	1/2		K01	91703-0003	90858-0471	B
90858-0062	91703-0002	91704-0022	NATURAL	1a 2a 2b	01c	1/2		K49	91703-0003	90858-0470	A



KEYING, CODING & LATCH POSITION
(4CCT EXAMPLE SHOWN)
VIEW INMATING DIRECTION

SEE SHEET 1 EC NO: PG2013-1606 DRWING NO: I/AN012013/04/18 CHKD: APPR: SGR/IFF IN 2013/06/10 REV	QUALITY SYMBOLS	GENERAL TOLERANCES (UNLESS SPECIFIED)	DIMENSION STYLE	SCALE	DESIGN UNITS	THIRD ANGLE PROJECTION																				
	$\nabla=0$ $\nabla=0$	<table border="1"> <tr><th colspan="2">mm</th><th colspan="2">INCH</th></tr> <tr><td>4 PLACES</td><td>± ---</td><td>± ---</td><td></td></tr> <tr><td>3 PLACES</td><td>± ---</td><td>± ---</td><td></td></tr> <tr><td>2 PLACES</td><td>± 0.1</td><td>± ---</td><td></td></tr> <tr><td>1 PLACE</td><td>± 0.2</td><td>± ---</td><td></td></tr> </table>	mm		INCH		4 PLACES	± ---	± ---		3 PLACES	± ---	± ---		2 PLACES	± 0.1	± ---		1 PLACE	± 0.2	± ---		MM ONLY	1:1	METRIC	
	mm		INCH																							
	4 PLACES	± ---	± ---																							
3 PLACES	± ---	± ---																								
2 PLACES	± 0.1	± ---																								
1 PLACE	± 0.2	± ---																								
			DRAWN BY DATE NMCNAMAR 2004/05/26 CHECKED BY DATE JDENNEHY 2004/05/27 APPROVED BY DATE BMAGUIRE 2004/05/28			TITLE RAST 5 VERT HDR																				
		DRAFT WHERE APPLICABLE MUST REMAIN WITHIN DIMENSIONS	SEE CHART		MOLEX INCORPORATED DOCUMENT NO. SD-90858-001 SHEET NO. 2 OF 7																					

3 CIRCUIT

SEE CODE DESIGNATION TABLE FOR NUMBERING FORMAT WHEN ADDING NEW PART NUMBERS											P.C.B. POLARISATION OPTION
PART NO. (TIN)	TERM NO. (TIN)	MOLEX HOUSING NO.	COLOUR	UNBLOCKED POSITION KEYS	UNBLOCKED CODING KEYS	LATCH POSITION	CONFIGURATION (SEE NOTES)	LUMBERG K REF	TERM NO. (SILVER)	PART NO. (SILVER)	
90858-0502	91703-0002	91704-1000	NATURAL	1b	01c, d20	1/2		K01	91703-0003	90858-1249	A
90858-0508	91703-0002	91704-1001	NATURAL	1a	03c	1/2		K04	91703-0003	90858-1248	A
90858-0511	91703-0002	91704-1002	NATURAL	1a 1b	d30	1/2		K05	91703-0003	90858-1247	A
90858-0512	91703-0002	91704-1003	NATURAL	1a 3b	01c	1/2		K06	91703-0003	90858-1246	A
90858-0519	91703-0002	91704-1004	NATURAL	1b	d20 03c	1/2		K09	91703-0003	90858-1245	A
90858-0524	91703-0002	91704-1005	NATURAL	1b 2a 2b	d30	1/2		K33	91703-0003	90858-1244	A
90858-0525	91703-0002	91704-1006	NATURAL	2b	d20	1/2		K56	91703-0003	90858-1243	A
90858-0528	91703-0002	91704-1007	NATURAL	ALL	d10 d30	2/3		K38	91703-0003	90858-1242	A
90858-0527	91703-0002	91704-1008	NATURAL	ALL	d20	1/2		K40	91703-0003	90858-1240	A
90858-0526	91703-0002	91704-1009	NATURAL	2b 3b	d10 02c	2/3		K02	91703-0003	90858-1241	A
90858-0529	91703-0002	91704-1000	NATURAL	1B	01c d20	1/2			91703-0003	90858-1239	A
90858-0530	91703-0002	91704-1011	NATURAL	3B	d10, d30	2/3			91703-0003	90858-1238	A
90858-0531	91703-0002	91704-1012	NATURAL	3B	01c, d30	2/3			91703-0003	90858-1237	A
90858-0532	91703-0002	91704-1013	NATURAL	3B	d10, 02c	2/3			91703-0003	90858-1236	A
90858-0533	91703-0002	91704-1014	NATURAL	2a	d10, d30	2/3		K44	91703-0003	90858-1235	A

4 CIRCUIT

SEE CODE DESIGNATION TABLE FOR NUMBERING FORMAT WHEN ADDING NEW PART NUMBERS											P.C.B. POLARISATION OPTION
PART NO. (TIN)	TERM NO. (TIN)	MOLEX HOUSING NO.	COLOUR	UNBLOCKED POSITION KEYS	UNBLOCKED CODING KEYS	LATCH POSITION	CONFIGURATION (SEE NOTES)	LUMBERG K REF	TERM NO. (SILVER)	PART NO. (SILVER)	
90858-1254	91703-0002	91704-2000	NATURAL	1b	03c d40	1/2 3/4		K01	91703-0003	90858-1999	A
90858-1264	91703-0002	91704-2001	NATURAL	1a 4b	d40	1/2 3/4		K03	91703-0003	90858-1998	A
90858-1265	91703-0002	91704-2002	NATURAL	2a 4b	d20	1/2 3/4		K07	91703-0003	90858-1996	A
90858-1267	91703-0002	91704-2003	NATURAL	1b 2a 3a 4b	01c d40	1/2 3/4		K37	91703-0003	90858-1994	A
90858-1270	91703-0002	91704-2004	NATURAL	1a 2b 4b	01c 03c d40	1/2 3/4		K44	91703-0003	90858-1993	A
90858-1274	91703-0002	91704-2005	NATURAL	1a 3a 3b	01c d20 d40	1/2 3/4		K32	91703-0003	90858-1992	A
90858-1275	91703-0002	91704-2006	NATURAL	1b 2a 4b	01c d20 03c	1/2 3/4		K61	91703-0003	90858-1991	A
90858-1278	91703-0002	91704-2007	NATURAL	1a 3a	d40	1/2 3/4		K06	91703-0003	90858-1987	A
90858-1280	91703-0002	91704-2008	NATURAL	1a 2b 3b 4a	01c 03c d40	1/2 3/4		K65	91703-0003	90858-1988	A
90858-1281	91703-0002	91704-2009	NATURAL	2a 4b	d20 03c	1/2 3/4		K30	91703-0003	90858-1986	A
90858-1282	91703-0002	91704-2010	NATURAL	3b	d30	2/3		K04	91703-0003	90858-1985	A
90858-1283	91703-0002	91704-2011	NATURAL	1b 2a 4b	01c d20 03c d40	1/2 3/4			91703-0003	91858-1984	A
90858-1284	91703-0002	91704-2012	NATURAL	2a 3a 3b 4b	01c d20 03c d40	1/2 3/4			91703-0003	91858-1983	A

SEE SHEET 1 EEC NO: IFC2003-606 DRAWING NO: IFC2003-606 CHKD: DRWINGMOSULLIVAN 2013/04/18 APPR: ST. GRIFFIN 2013/06/10	QUALITY SYMBOLS 	GENERAL TOLERANCES (UNLESS SPECIFIED)		DIMENSION STYLE MM ONLY		SCALE 1:1	DESIGN UNITS METRIC	THIRD ANGLE PROJECTION	
		4 PLACES ± --- ± ---	3 PLACES ± --- ± ---	2 PLACES ± 0.1 ± ---	1 PLACE ± 0.2 ± ---	ANGULAR ± 2 °	DRAWN BY NMCNAMAR	DATE 2004/05/26	TITLE RAST 5 VERT HDR
		DRAFT WHERE APPLICABLE MUST REMAIN WITHIN DIMENSIONS					CHECKED BY J DENNEHY	DATE 2004/05/27	MOLEX INCORPORATED
		SEE CHART					APPROVED BY BMAGUIRE	DATE 2004/05/28	
THIS DRAWING CONTAINS INFORMATION THAT IS PROPRIETARY TO MOLEX INCORPORATED AND SHOULD NOT BE USED WITHOUT WRITTEN PERMISSION								SHEET NO. 3 OF 7	

5 CIRCUIT

SEE CODE DESIGNATION TABLE FOR NUMBERING FORMAT WHEN ADDING NEW PART NUMBERS											P.C.B. POLARISATION OPTION
PART NO. (TIN)	TERM NO. (TIN)	MOLEX HOUSING NO.	COLOR	UNBLOCKED POSITION KEYS	UNBLOCKED COOING KEYS	LATCH POSITION	CONFIGURATION (SEE NOTES)	LUMBERG K REF	TERM NO. (SILVER)	PART NO. (SILVER)	
90858-2000	91703-0002	91704-3000	NATURAL	1a 5b	01c d30	1/2 2/3		K01	91703-0003	90858-2749	A
90858-2001	91703-0002	91704-3001	NATURAL	1a 3a	01c d30	1/2 4/5		K30	91703-0003	90858-2748	A
90858-2002	91703-0002	91704-3002	NATURAL	1a 5b	01c d20 03c d50	1/2 3/4		K31	91703-0003	90858-2747	A
90858-2003	91703-0002	91704-3003	NATURAL	1b 2a 3b 5a	01c 03c	1/2 3/4		K35	91703-0003	90858-2746	A
90858-2004	91703-0002	91704-3004	NATURAL	1a 2a 2b 4b 5b	01c d30 04c d50	1/2 2/3 4/5		K36	91703-0003	90858-2745	A
90858-2006	91703-0002	91704-3005	NATURAL	2a	01c d50	2/3 4/5		K43	91703-0003	90858-2742	A
90858-2012	91703-0002	91704-3006	NATURAL	2a 4b	01c d20 d40	1/2 3/4		K44	91703-0003	90858-2743	A
90858-2013	91703-0002	91704-3007	NATURAL	2b	d20	1/2 4/5		K02	91703-0003	90858-2741	A
90858-2014	91703-0002	91704-3008	NATURAL	4b 5a	01c d30 04c d50	1/2 4/5		K45	91703-0003	90858-2740	A
90858-2015	91703-0002	91704-3009	NATURAL	NONE	01c d40	1/2 3/4		K46	91703-0003	90858-2739	A
90858-2017	91703-0002	91704-3010	NATURAL	1a 4a	d30	1/2 4/5		K04	91703-0003	90858-2737	A
90858-2024	91703-0002	91704-3011	NATURAL	1a 5b	d20 d40	1/2 3/4		K77	91703-0003	90858-2732	A
90858-2025	91703-0002	91704-3019	NATURAL	2b	d20 d50	1/2 3/4		K95	91703-0003	90858-2733	A
90858-2026	91703-0002	91407-3018	NATURAL	1a 5b	01c d20 03c d50	1/2 3/4			91703-0003	90858-2734	A
90858-2027	91703-0002	91704-3020	NATURAL	1a 3a 4b 5a	03c 04c	1/2 4/5		K73	91703-0003	90858-2735	A
90858-2028	91703-0002	91704-3021	NATURAL	2b	d20	1/2 4/5			91703-0003	90858-2731	A
90858-2029	91703-0002	91704-3016	NATURAL	1b 2a 4a	01c 04c d50	1/2 4/5		K51	91703-0003	90858-2730	A
90858-2030	91703-0002	91704-3017	NATURAL	2b 3b 4a	01c d20 d40	1/2 3/4		K52	91703-0003	90858-2729	A
90858-2031	91703-0002	91704-3022	NATURAL	1a 5b	01c d20 03c d50	1/2 4/5		K86	91703-0003	90858-2728	A
90858-2032	91703-0002	91704-3023	NATURAL	1a 1b 4a	d30 04c d50	1/2 4/5		K64	91703-0003	90858-2727	A
90858-2033	91703-0002	91704-3018	NATURAL	1a 5b	01c d20 03c d50	1/2 3/4			91703-0003	90858-2726	B

6 CIRCUIT

SEE CODE DESIGNATION TABLE FOR NUMBERING FORMAT WHEN ADDING NEW PART NUMBERS											P.C.B. POLARISATION OPTION
PART NO. (TIN)	TERM NO. (TIN)	MOLEX HOUSING NO.	COLOR	UNBLOCKED POSITION KEYS	UNBLOCKED COOING KEYS	LATCH POSITION	CONFIGURATION (SEE NOTES)	LUMBERG K REF	TERM NO. (SILVER)	PART NO. (SILVER)	
90858-2753	91703-0002	91704-4000	NATURAL	1b	03c d60	1/2 4/5		K01	91703-0003	90858-3499	A
90858-2754	91703-0002	91704-4001	NATURAL	1a 3b 4b	01c d50 d6c	1/2 4/5		K30	91703-0003	90858-3498	A
90858-2755	91703-0002	91704-4002	NATURAL	1a 1b 2b 3a 3b 4b	d30 04c d50	1/2 2/3 4/5		K37	91703-0003	90858-3497	A
90858-2756	91703-0002	91704-4003	NATURAL	1a 1b 4a 4b	d10 d50	2/3 4/5		K39	91703-0003	90858-3496	A
90858-2757	91703-0002	91704-4004	NATURAL	2a 4b 5a 6b	d20 03c 05c	1/2 3/4 5/6		K42	91703-0003	90858-3495	A
90858-2758	91703-0002	91704-4005	NATURAL	1a 2b 3a 3b 5b 6b	01c d40 d60	1/2 3/4 5/6		K43	91703-0003	90858-3494	A
90858-2759	91703-0002	91704-4006	NATURAL	1b 2a 3a 4b 5a 5b 6b	01c 03c d60	1/2 3/4 5/6		K44	91703-0003	90858-3493	A
90858-2761	91703-0002	91704-4007	NATURAL	2b	d20 d60	1/2 5/6		K46	91703-0003	90858-3492	A
90858-2762	91703-0002	91704-4008	NATURAL	2b 3b 4a	01c d50 d6c	1/2 4/5		K36	91703-0003	90858-3491	A
90858-2768	91703-0002	91704-4009	NATURAL	1b 4b	d20 03c d50 d6c	1/2 4/5		K58	91703-0003	90858-3486	A
90858-2769	91703-0002	91704-4010	NATURAL	1a 2b 3b 4a 6b	01c 03c d40 05c d60	1/2 3/4 5/6		K59	91703-0003	90858-3485	A
90858-2770	91703-0002	91704-4011	NATURAL	1a 2b 4a 6b	01c d40	1/2 3/4 5/6		K62	91703-0003	90858-3484	A
90858-2771	91703-0002	91704-4012	NATURAL	1b 6b	d40	1/2 5/6		K04	91703-0003	90858-3483	A
90858-2772	91703-0002	91704-4016	NATURAL	1b 2a 3a 4b 5a 5b 6b	01c d60	2/3 5/6		K15	91703-0003	90858-3482	A

SEE SHEET 1 EC NO: P0203-1606 DRWNGSULL/VAN012013/04/18 CHKD: APPR:STGRIFEIN 2013/06/10 REV:	QUALITY SYMBOLS	GENERAL TOLERANCES (UNLESS SPECIFIED)	DIMENSION STYLE	SCALE	DESIGN UNITS	THIRD ANGLE PROJECTION
	$\nabla=0$ $\nabla=0$	mm INCH 4 PLACES ± --- ± --- 3 PLACES ± --- ± --- 2 PLACES ± 0.1 ± --- 1 PLACE ± 0.2 ± --- ANGULAR ± 2°	MM ONLY	1:1	METRIC	
	DRAWN BY DATE NMCNAMAR 2004/05/26 CHECKED BY DATE JDENNEHY 2004/05/27 APPROVED BY DATE BMAGUIRE 2004/05/28	TITLE	RAST 5 VERT HDR			
	MATERIAL NO. SEE CHART THIS DRAWING CONTAINS INFORMATION THAT IS PROPRIETARY TO MOLEX INCORPORATED AND SHOULD NOT BE USED WITHOUT WRITTEN PERMISSION	DOCUMENT NO.	MOLEX INCORPORATED SD-90858-001			

7 CIRCUIT

SEE CODE DESIGNATION TABLE FOR NUMBERING FORMAT WHEN ADDING NEW PART NUMBERS										P.C.B. POLARISATION OPTION	
PART NO. (TIN)	TERM NO. (TIN)	MOLEX HOUSING NO.	CLOUR	UNBLOCKED POSITION KEYS	UNBLOCKED CODING KEYS	LATCH POSITION	CONFIGURATION (SEE NOTES)	LUMBERG K REF	TERM NO. (SILVER)		PART NO. (SILVER)
90858-3511	91703-0002	91704-5000	NATURAL	NONE	03c d40 07c	1/2 5/6		K01	91703-0003	90858-4249	A
90858-3512	91703-0002	91704-5001	NATURAL	3a 4a	d50 d70	1/2 5/6		K30	91703-0003	90858-4248	A
90858-3504	91703-0002	91704-5002	NATURAL	2b	d20 d60	1/2 5/6		K32	91703-0003	90858-4247	A
90858-3508	91703-0002	91704-5003	NATURAL	1a 1b 3a 4b 5a	01c 07c	1/2 3/4 5/6		K40	91703-0003	90858-4243	A
90858-3509	91703-0002	91704-5004	NATURAL	2a	01c d50	2/3 4/5		K41	91703-0003	90858-4242	A
90858-3515	91703-0002	91704-5005	NATURAL	7b	01c d40 d70	1/2 3/4 6/7		K43	91703-0003	90858-4240	A
90858-3516	91703-0002	91704-5006	NATURAL	1b	03c d60	1/2 4/5		K31	91703-0003	90858-4239	A
90858-3517	91703-0002	91704-5007	NATURAL	1a 3a 4b 7b	01c d20 03c 06c	1/2 3/4 6/7		K45	91703-0003	90858-4238	A
90858-3519	91703-0002	91704-5008	NATURAL	1b 7a	02c d50	2/3 6/7		K48	91703-0003	90858-4237	A
90858-3521	91703-0002	91704-5009	NATURAL	1a 2b 3a 4b 6a	d20 03c d40 d50 d70	1/2 3/4 6/7		K51	91703-0003	90858-4236	A
90858-3522	91703-0002	91704-5010	NATURAL	1b 6a	d20 03c d50 d70	1/2 3/4 6/7		K69	91703-0003	90858-4235	A
90858-3523	91703-0002	91704-5011	NATURAL	1b 2a 5a 5b 7b	d20 d50 06c d70	1/2 4/5 6/7		K34	91703-0003	90858-4234	A
90858-3524	91703-0002	91704-5012	NATURAL	2b	d20 07c	1/2 3/4 5/6		K35	91703-0003	90858-4233	A
90858-3525	91703-0002	91704-5013	NATURAL	2a 2b 4b 5b 6a	d20 03c d40 d60	1/2 3/4 5/6		K38	91703-0003	90858-4232	A
90858-3526	91703-0002	91704-5014	NATURAL	2b 4a 4b 5b 6a	01c d20 d40 d60	1/2 3/4 5/6		K42	91703-0003	90858-4231	A

8 CIRCUIT

SEE CODE DESIGNATION TABLE FOR NUMBERING FORMAT WHEN ADDING NEW PART NUMBERS										P.C.B. POLARISATION OPTION	
PART NO. (TIN)	TERM NO. (TIN)	MOLEX HOUSING NO.	CLOUR	UNBLOCKED POSITION KEYS	UNBLOCKED CODING KEYS	LATCH POSITION	CONFIGURATION (SEE NOTES)	LUMBERG K REF	TERM NO. (SILVER)		PART NO. (SILVER)
90858-4252	91703-0002	91704-6000	NATURAL	4a 6b	03c d60	1/2 3/4 5/6 7/8		K30	91703-0003	90858-4996	A
90858-4253	91703-0002	91704-6001	NATURAL	1a 2a 3a 3b 6a 7a 7b 8b	01c 05c d60	1/2 3/4 5/6 7/8		K33	91703-0003	90858-4996	A
90858-4257	91703-0002	91704-6002	NATURAL	2b 3b 4b 5a 7a 8a	01c d60 d80	1/2 4/5 7/8		K41	91703-0003	90858-4995	A
90858-4259	91703-0002	91704-6003	NATURAL	1b 4b 7b 8b	01c d20 04c d50 07c	1/2 4/5 7/8		K45	91703-0003	90858-4993	A
90858-4260	91703-0002	91704-6004	NATURAL	1a 1b 3b 5a 6b 7a 8b	01c 03c d40 d60	1/2 3/4 5/6 7/8		K46	91703-0003	90858-4992	A
90858-4262	91703-0002	91704-6005	NATURAL	1b 5a 6b 8a	03c d40 05c 07c d80	1/2 3/4 5/6 7/8		K48	91703-0003	90858-4991	A
90858-4265	91703-0002	91704-6006	NATURAL	8b	02c d30 07c	2/3 7/8			91703-0003	90858-4999	A
90858-4266	91703-0002	91704-6007	NATURAL	1a 4b 5b 6a 8b	d40 d60 07c d80	1/2 3/4 5/6 7/8		K44	91703-0003	90858-4990	A
90858-4267	91703-0002	91704-6008	NATURAL	8b	02c d30	2/3		K49	91703-0003	90858-4989	A
90858-4268	91703-0002	91704-6009	NATURAL	2b 8a	03c d60	1/2 7/8		K43	91703-0003	90858-4988	A

SEE SHEET 1 ELEC NO: PG203-1606 DRAWN BY: SULLIVAN/2013/04/18 CHKD: R APPR: STURIEFF IN 2013/06/10 REV:	QUALITY SYMBOLS = 0 = 0	GENERAL TOLERANCES (UNLESS SPECIFIED) <table border="1"> <tr><th colspan="2">mm</th><th colspan="2">INCH</th></tr> <tr><td>4 PLACES</td><td>± .005</td><td>± .0004</td><td></td></tr> <tr><td>3 PLACES</td><td>± .005</td><td>± .0004</td><td></td></tr> <tr><td>2 PLACES</td><td>± 0.1</td><td>± .004</td><td></td></tr> <tr><td>1 PLACE</td><td>± 0.2</td><td>± .008</td><td></td></tr> </table> ANGULAR ± 2°	mm		INCH		4 PLACES	± .005	± .0004		3 PLACES	± .005	± .0004		2 PLACES	± 0.1	± .004		1 PLACE	± 0.2	± .008		DIMENSION STYLE MM ONLY	SCALE 1:1	DESIGN UNITS METRIC	THIRD ANGLE PROJECTION
	mm		INCH																							
	4 PLACES	± .005	± .0004																							
	3 PLACES	± .005	± .0004																							
2 PLACES	± 0.1	± .004																								
1 PLACE	± 0.2	± .008																								
DRAWN BY: NMCNAMAR DATE: 2004/05/26 CHECKED BY: JDENNEHY DATE: 2004/05/27 APPROVED BY: BMAGUIRE DATE: 2004/05/28	TITLE RAST 5 VERT HDR	MATERIAL NO. SEE CHART	DOCUMENT NO. SD-90858-001	SHEET NO. 5 OF 7																						
DRAFT WHERE APPLICABLE MUST REMAIN WITHIN DIMENSIONS																										
THIS DRAWING CONTAINS INFORMATION THAT IS PROPRIETARY TO MOLEX INCORPORATED AND SHOULD NOT BE USED WITHOUT WRITTEN PERMISSION																										

9 CIRCUIT										SEE CODE DESIGNATION TABLE FOR NUMBERING FORMAT WHEN ADDING NEW PART NUMBERS				P.C.B. POLARISATION OPTION
PART NO. (TIN)	TERM NO. (TIN)	MOLEX HOUSING NO.	COLOR	UNLOCKED POSITION KEYS	UNLOCKED CODING KEYS	LATCH POSITION	CONFIGURATION (SEE NOTES)	LUMBERG K REF	TERM NO. (SILVER)	PART NO. (SILVER)				
90858-5002	91703-0002	91704-7000	NATURAL	1a 2a 2b 3a 3b 6a 7a 8b 9b	d20 03c d40 d50 d90	1/2 3/4 6/7 7/8 8/9		K30	91703-0003	90858-5997		A		
90858-5003	91703-0002	91704-7001	NATURAL	1b 2a 3b 5a 6a 7b 8a 8b	01c 03c d70 08c	1/2 3/4 6/7 8/9		K31	91703-0003	90858-5996		A		
90858-5004	91703-0002	91704-7002	NATURAL	1b 2a 3a 5a 6a 7b 8b	01c 03c d70 08c d90	1/2 3/4 6/7 8/9		K32	91703-0003	90858-5995		A		
90858-5005	91703-0002	91704-7003	NATURAL	1a 1b 3a 4b 5a 6b 7a	01c d40 09c	1/2 3/4 5/6 7/8		K37	91703-0003	90858-5994		A		
90858-5006	91703-0002	91704-7004	NATURAL	1b 5a 8a 9a	03c d40 d60 08c	1/2 3/4 5/6 8/9		K38	91703-0003	90858-5993		A		
90858-5007	91703-0002	91704-7005	NATURAL	2a 4b 5a 6b 7a 9a	d20 05c 07c	1/2 3/4 5/6 7/8		K39	91703-0003	90858-5992		A		
90858-5009	91703-0002	91704-7006	NATURAL	5b	d30 d70	1/2 6/7		K04	91703-0003	90858-5989		A		
90858-5012	91703-0002	91704-7007	NATURAL	2b 3b 4a 5a 6b	d10 02c 04c 08c d90	2/3 4/5 6/7 8/9		K40	91703-0003	90858-5988		A		
90858-5011	91703-0002	91704-7008	NATURAL	2b 5a	d80	2/3 7/8		K03	91703-0003	90858-5987		A		
90858-5010	91703-0002	91704-7009	NATURAL	2b 3b 4b 6a	01c d20 d40 05c d90	1/2 3/4 6/7 8/9		K49	91703-0003	90858-5986		A		
90858-5013	91703-0002	91704-7010	NATURAL	1b 2a 4b 5a 8b 9b	01c d20 d70 08c	1/2 4/5 6/7 8/9		K58	91703-0003	90858-5985		A		

10 CIRCUIT										SEE CODE DESIGNATION TABLE FOR NUMBERING FORMAT WHEN ADDING NEW PART NUMBERS				P.C.B. POLARISATION OPTION
PART NO. (TIN)	TERM NO. (TIN)	MOLEX HOUSING NO.	COLOR	UNLOCKED POSITION KEYS	LATCH POSITION	CONFIGURATION (SEE NOTES)	LUMBERG K REF	TERM NO. (SILVER)	PART NO. (SILVER)					
90858-6002	91703-0002	91704-8000	NATURAL	2a 3b 6a 9a	1/2 4/5 6/7 9/10		K30	91703-0003	90858-6997		A			
90858-6003	91703-0002	91704-8001	NATURAL	1a 3b 7b 9b	1/2 3/4 5/6 7/8 9/10		K35	91703-0003	90858-6996		A			
90858-6009	91703-0002	91704-8002	NATURAL	1b 2a 2b 4a 5b 6a 8a 9a 10a	1/2 4/5 6/7 9/10		K41	91703-0003	90858-6988		A			
90858-6010	91703-0002	91704-8003	NATURAL	1a 3b 4b 8a 10a 10b	1/2 4/5 7/8 9/10		K42	91703-0003	90858-6987		A			
90858-6012	91703-0002	91704-8004	NATURAL	2a 4b 8a 10a	1/2 3/4 5/6 8/9		K44	91703-0003	90858-6986		A			
90858-6015	91703-0002	91704-8005	NATURAL	1b 2a 3a 4b 5b 9a	1/2 3/4 5/6 7/8 9/10		K48	91703-0003	90858-6983		A			
90858-6016	91703-0002	91704-8006	NATURAL	1a 4b 6b 9a	1/2 4/5 6/7 8/9		K38	91703-0003	90858-6982		A			
90858-6021	91703-0002	91704-8007	NATURAL	1a 3b 7b 8a	1/2 3/4 5/6 7/8 9/10		K33	91703-0003	90858-6977		A			
90858-6022	91703-0002	91704-8008	NATURAL	10a	1/2 9/10		K56	91703-0003	90858-6976		A			
90858-6023	91703-0002	91704-8009	NATURAL	1b 3b 5b 9a	1/2 3/4 5/6 7/8 9/10		K36	91703-0003	90858-6975		A			
90858-6024	91703-0002	91704-8010	NATURAL	1b 2b 4a 7a 9a 9b	1/2 4/5 6/7 9/10		K43	91703-0003	90858-6974		A			
90858-6025	91703-0002	91704-8011	NATURAL	1a 2a 2b 3a 4a 4b 5a 6a 6b 7a 8a 8b 9a 10a 10b	1/2 3/4 5/6 7/8 9/10		K45	91703-0003	90858-6973		A			
90858-6026	91703-0002	91704-8012	NATURAL	2a 2b 3a 4a 5a 9a 10a	1/2 3/4 5/6 8/9		K46	91703-0003	90858-6972		A			
90858-6027	91703-0002	91704-8013	NATURAL	1b 2a 3a 4b 6a 7a 8a 8b	1/2 3/4 5/6 9/10		K49	91703-0003	90858-6971		A			
90858-6028	91703-0002	91704-8014	NATURAL	1b 5a 8b 9a 10b	1/2 3/4 5/6 7/8 9/10		K50	91703-0003	90858-6970		A			
90858-6029	91703-0002	91704-8015	NATURAL	1b 3a 4a 4b 6b 9a 9b	1/2 4/5 6/7 9/10		K51	91703-0003	90858-6969		A			
90858-6030	91703-0002	91704-8016	NATURAL	1b 4a 7a 9a	1/2 4/5 7/8 9/10		K52	91703-0003	90858-6968		A			

SEE SHEET 1 EC NO: PG2013-1606 CHKD: DRW:MSULLI/VAN01/2013/04/18 APPR:STRIFEIN 2013/06/10	QUALITY SYMBOLS	GENERAL TOLERANCES (UNLESS SPECIFIED)	DIMENSION STYLE	SCALE	DESIGN UNITS	THIRD ANGLE PROJECTION
	▽=0	m m INCH	MM ONLY	1:1	METRIC	
	▽=0	4 PLACES ± --- ± ---	DRAWN BY DATE	RAST 5 VERT HDR		
		3 PLACES ± --- ± ---	NMCNAR 2004/05/26			
	2 PLACES ± 0.1 ± ---	CHECKED BY DATE				
	1 PLACE ± 0.2 ± ---	JDENNEY 2004/05/27				
	ANGULAR ± 2 °	APPROVED BY DATE				
		BMAGUIRE 2004/05/28				
	DRAFT WHERE APPLICABLE MUST REMAIN WITHIN DIMENSIONS	MATERIAL NO.	SEE CHART	DOCUMENT NO.	MOLEX INCORPORATED	
				SD-90858-001	SHEET NO. 6 OF 7	
			THIS DRAWING CONTAINS INFORMATION THAT IS PROPRIETARY TO MOLEX INCORPORATED AND SHOULD NOT BE USED WITHOUT WRITTEN PERMISSION			

11 CIRCUIT										SEE CODE DESIGNATION TABLE FOR NUMBERING FORMAT WHEN ADDING NEW PART NUMBERS					P.C.B. POLARISATION OPTION
PART NO. (TIN)	TERM NO. (TIN)	MOLEX HOUSING NO.	COLOUR	UNBLOCKED POSITION KEYS	UNBLOCKED CODING KEYS	LATCH POSITION	CONFIGURATION (SEE NOTES)	LUMBERG K REF	TERM NO. (SILVER)	PART NO. (SILVER)					
90858-7001	91703-0002	91704-9000	NATURAL	1a 2b 3c 4a 4b 5a 7a 8a 9a 10a 11a	01c d40 05c 08c 010c	3/4 8/9		K33	91703-0003	90858-7998	A				
90858-7002	91703-0002	91704-9001	NATURAL	1a 1b 6b 7a 10a 11b	03c d40 d90	1/2 3/4 5/6 7/8 8/9 10/11		K30	91703-0003	90858-7997	A				
90858-7003	91703-0002	91704-9002	NATURAL	1a 2b 3c 4a 4b 5a 7a 8a 9a 10a 11a	01c d40 05c 08c 010c	1/2 3/4 5/6 8/9 10/11		K31	91703-0003	90858-7996	A				
90858-7004	91703-0002	91704-9003	NATURAL	2a 3b 4a 4b 5a 6b 7a 7b 10a 11b	01c d20 d40 d60 07c d90 010c	1/2 3/4 5/6 7/8 10/11		K32	91703-0003	90858-7995	A				
90858-7005	91703-0002	91704-9004	NATURAL	2a 3b 4a 4b 6a 6b 8b 10a 11a	01c d20 d40 06c 08c d90 010c	1/2 3/4 6/7 8/9 10/11		K34	91703-0003	90858-7994	A				
90858-7007	91703-0002	91704-9005	NATURAL	2a 4b 5b 7b 8a 11b	d10 d30 d50 d80 010c d110 010c	2/3 4/5 7/8 10/11		K36	91703-0003	90858-7992	A				
90858-7008	91703-0002	91704-9006	NATURAL	1b 3a 4b 6a 7b 9b	01c d20 d40 05c d60 07c d80 09c d100	1/2 3/4 5/6 7/8 9/10		K37	91703-0003	90858-7991	A				
90858-7009	91703-0002	91704-9007	NATURAL	2a 6a 8a 11b	01c d50 d90 d110	2/3 4/5 6/7 8/9 10/11		K38	91703-0003	90858-7990	A				
90858-7010	91703-0002	91704-9008	NATURAL	1a 4a 6a 8a 11b	d30 d90 d110	1/2 4/5 6/7 8/9 10/11		K39	91703-0003	90858-7989	A				
90858-7014	91703-0002	91704-9009	NATURAL	1a 1b 2b 4a 5a 8b 9b	02c d80 09c d100	2/3 5/6 7/8 9/10		K46	91703-0003	90858-7985	A				
90858-7015	91703-0002	91704-9010	NATURAL	1b 5b 6b 8b 9b 10a 10b	01c d20 d40 05c d70 08c 010c	1/2 5/6 8/9 10/11		K47	91703-0003	90858-7984	A				
90858-7016	91703-0002	91704-9011	NATURAL	1a 2b 3b 5a 6b 8a 9b	d20 03c 06c 09c d100	1/2 3/4 6/7 9/10		K44	91703-0003	90858-7983	A				
90858-7017	91703-0002	91704-9012	NATURAL	1b 4a 7b 9b 10b	01c d20 04c d80 09c 011c d110	1/2 4/5 6/7 9/10		K45	91703-0003	90858-7982	A				
90858-7018	91703-0002	91704-9013	NATURAL	1b 1b	03c d90	3/4 8/9		K43	91703-0003	90858-7986	A				
90858-7018	91703-0002	91704-9014	NATURAL	1b 2a 3a 4b 6b	01c d40 d60 011c	1/2 3/4 5/6 7/8 9/10		K35	91703-0003	90858-7981	A				
90858-7019	91703-0002	91704-9015	NATURAL	1b 3a 4b 7a 10b	01c 04c d50 07c	1/2 4/5 7/8 9/10		K40	91703-0003	90858-7980	A				
90858-7020	91703-0002	91704-9016	NATURAL	1b 2a 3a 4b 6b 7a 8a 8b	01c d40 d60 d80 011c	1/2 3/4 5/6 9/10		K42	91703-0003	90858-7979	A				

12 CIRCUIT										SEE CODE DESIGNATION TABLE FOR NUMBERING FORMAT WHEN ADDING NEW PART NUMBERS					P.C.B. POLARISATION OPTION
PART NO. (TIN)	TERM NO. (TIN)	MOLEX HOUSING NO.	COLOUR	UNBLOCKED POSITION KEYS	UNBLOCKED CODING KEYS	LATCH POSITION	CONFIGURATION (SEE NOTES)	LUMBERG K REF	TERM NO. (SILVER)	PART NO. (SILVER)					
90858-8002	91703-0002	91704-9500	NATURAL	1b 7a 8b 12b	d10 d6c 09c d100 d120	2/3 4/5 7/8 11/12		K30	91703-0003	90858-8997	A				
90858-8003	91703-0002	91704-9501	NATURAL	2a 4b 5b 6b 7a 10b 12a 12b	d10 d30 d50 d70 09c d100 d120	2/3 4/5 6/7 9/10 11/12		K34	91703-0003	90858-8996	A				
90858-8004	91703-0002	91704-9502	NATURAL	1a 3b 7b 9b	01c d20 d40 05c 07c 011c	1/2 3/4 5/6 7/8 9/10 11/12		K44	91703-0003	90858-8995	A				
90858-8005	91703-0002	91704-9503	NATURAL	1b 2a 2b 4a 5b 6a 8a 9a 10a 11a 12b	d30 04c 06c 09c 011c	1/2 4/5 6/7 9/10 11/12		K46	91703-0003	90858-8994	A				
90858-8007	91703-0002	91704-9504	NATURAL	2b 3b 4a 6b 9b 11a	01c d20 d40 d90 d100 d120	1/2 3/4 8/9 11/12		K49	91703-0003	90858-8992	A				
90858-8008	91703-0002	91704-9505	NATURAL	1a 2b 3a 5b 1b 12a	01c 03c d40 d60 07c 09c	1/2 3/4 5/6 7/8 9/10 11/12		K47	91703-0003	90858-8991	A				
90858-8009	91703-0002	91704-9506	NATURAL	1a 5b 7b	01c d30 04c d70 012c	2/3 4/5 6/7 8/9 10/11		K50	91703-0003	90858-8990	A				

SEE SHEET 1 EC NO: IP0203-1606 DRAWING NO: 2013/04/18 CHKD: APPR: STGRFFIN 2013/06/10	QUALITY SYMBOLS $\nabla=0$ $\nabla=0$	GENERAL TOLERANCES (UNLESS SPECIFIED) mm INCH 4 PLACES ± --- ± --- 3 PLACES ± --- ± --- 2 PLACES ± 0.1 ± --- 1 PLACE ± 0.2 ± --- ANGULAR ± 2°		DIMENSION STYLE MM ONLY DRAWN BY DATE NMCNAR 2004/05/26 CHECKED BY DATE JDENNEY 2004/05/27 APPROVED BY DATE BMAGUIRE 2004/05/28		SCALE 1:1	DESIGN UNITS METRIC	THIRD ANGLE PROJECTION
		TITLE RAST 5 VERT HDR						
		MATERIAL NO. DOCUMENT NO. SHEET NO. SEE CHART SD-90858-001 7 OF 7						
		THIS DRAWING CONTAINS INFORMATION THAT IS PROPRIETARY TO MOLEX INCORPORATED AND SHOULD NOT BE USED WITHOUT WRITTEN PERMISSION						