THIS DRAWING IS UNPUBLISHED. RELEASED FOR PUBLICATION 20
© COPYRIGHT 2011 BY Tyco Electronics Japan G.K. ALL RIGHTS RESERVED.

REVISIONS

P	LTR	DESCRIPTION		DATE	DWN	APVD
	E3	REVISED	ECR-13-006139	11APR2013	TS	HY
	E4	REVISED	ECR-16-003520	28MAR2016	YT	YS
	E5	REVISED	ECR-16-004484	30MAR2016	TM	KK
	E6	REVISED	ECR-17-004731	10APR2017	YT	YS

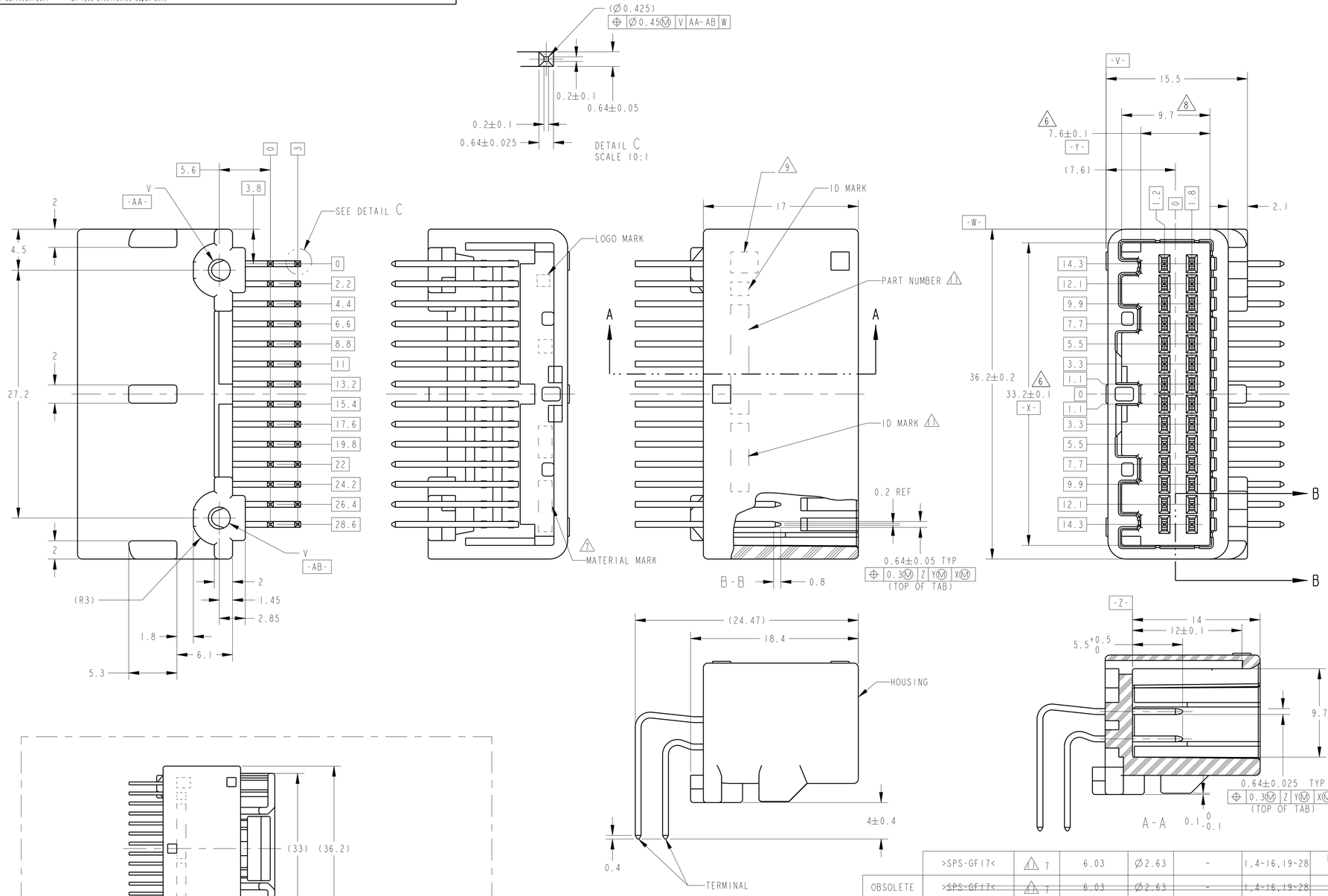

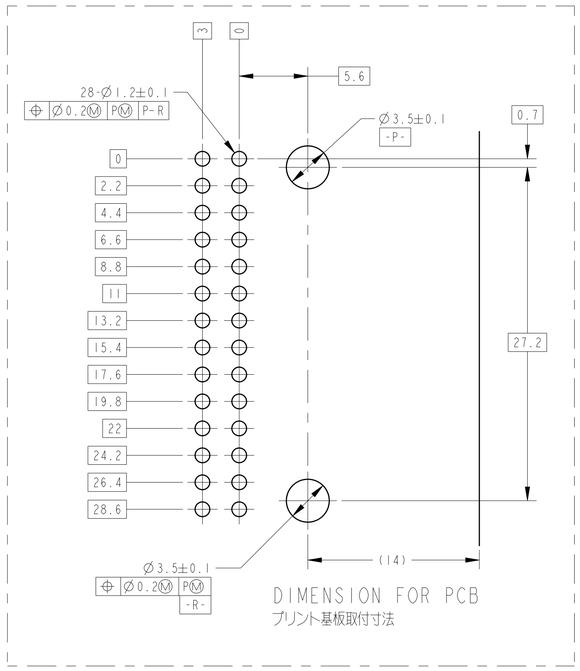

1. 嵌合相手ハウジング型番：TABLE-1 参照
2. 嵌合相手端子構成：TABLE-2 参照
3. 推奨取付ねじ ：JIS B1115, B1122タッピンねじ，なべ2種， 呼び径3， 長さ；TABLE-3参照
4. ねじ締めトルク（参考）：0.392N·m MAX
但し管理値は別途規定すること
5. 本品の取扱いについては、取扱説明書 No.；411-5928に従うこと
6. -Z- より6mmの位置で測定。
8. -Z- より2mmの位置で測定。
9. コンタクト仕上識別用マーク
10. 回路番号はFIG.1参照
11. ID MARK, PART NUMBERを表示

1. PLUG HOUSING TO BE MATED ; SEE TABLE-1.
2. DETAIL OF TERMINALS TO BE MATED ; SEE TABLE-2.
3. RECOMMENDED SCREW : PAN-HEADED, TYPE 2 TAPPING SCREW, NOMINAL DIAMETER 3mm, LENGTH; SEE TABLE-3(JIS B1115,B1122).
4. FASTENING TORQUE FOR SCREW (FOR REFERENCE) : 0.392N·m MAX. BUT,TORQUE FOR OPERATION SHOULD BE PROVIDED RESPECTIVELY.
5. AS FOR THE HANDLING OF THIS PRODUCT, FOLLOW THE INSTRUCTION SHEET No.;411-5928
6. MEASURED AT 6mm FROM -Z-
8. MEASURED AT 2mm FROM -Z-
9. MARKING FOR DESCERMENT OF THE CONTACT FINISH
10. CIRCUIT NUMBER:SEE FIG.1
11. ID MARK, PART NUMBER INDICATED

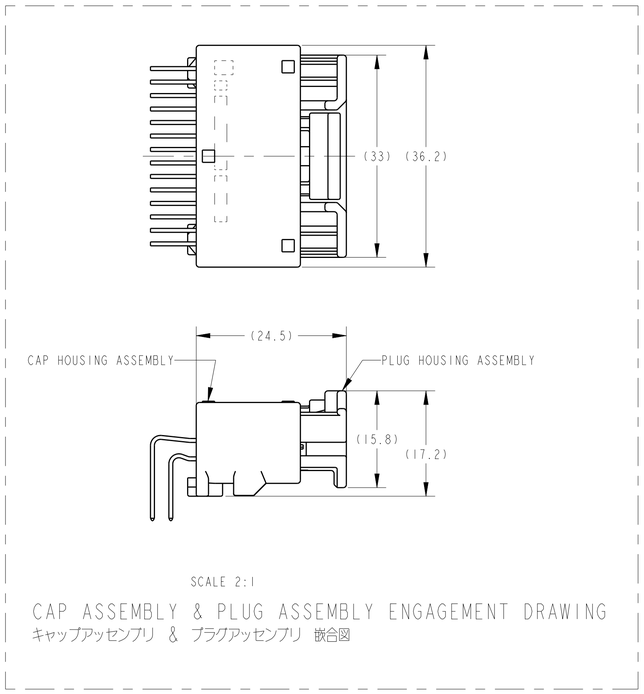

	>SPS-GF17<	7	6.03	∅2.63	-	1,4~16,19~28	PLASTIC BOX 通い箱	PLASTIC TUBE プラスチックチューブ	SELECTIVE-TIN (MATTE)	SELECTIVE-TIN × 24 (BRIGHT)	NATURAL 自然色	1-1565373-3
OBSOLETE	~~>SPS-GF17<~~	~~7~~	~~6.03~~	~~∅2.63~~	~~-~~	~~1,4~16,19~28~~	PAPER BOX ダンボール箱	PLASTIC TUBE プラスチックチューブ	SELECTIVE-TIN (MATTE)	SELECTIVE-TIN × 24 (BRIGHT)	NATURAL 自然色	~~1-1565373-2~~
	>SPS-GF17<	5	6.39	∅2.63	1~28	-	PAPER BOX ダンボール箱	PLASTIC TUBE プラスチックチューブ	SELECTIVE-TIN (MATTE)	SELECTIVE GOLD × 28	NATURAL 自然色	1-1565373-1
	>SPS-GF17<	6	6.39	∅2.63	4,12	1~3, 5~11,13~28	PLASTIC BOX 通い箱	PLASTIC TUBE プラスチックチューブ	SELECTIVE-TIN (MATTE)	SELECTIVE GOLD × 2 SELECTIVE-TIN × 26 (BRIGHT)	NATURAL 自然色	1565373-9
	>SPS-GF17<	3	6.39	∅2.63	-	1~28	PLASTIC BOX 通い箱	PLASTIC TUBE プラスチックチューブ	SELECTIVE-TIN (MATTE)	SELECTIVE-TIN × 28 (BRIGHT)	NATURAL 自然色	1565373-7
	>SPS-GF17<	5	6.39	∅2.63	1~28	-	PLASTIC BOX 通い箱	PLASTIC TUBE プラスチックチューブ	SELECTIVE-TIN (MATTE)	SELECTIVE GOLD × 28	NATURAL 自然色	1565373-6
	>SPS-GF17<	3	6.39	∅2.63	-	1~28	PAPER BOX ダンボール箱	PLASTIC TUBE プラスチックチューブ	SELECTIVE-TIN (MATTE)	SELECTIVE-TIN × 28 (BRIGHT)	NATURAL 自然色	1565373-4
	>PBT-GF15<	2	7.34	∅2.4	-	1~28	PLASTIC BOX 通い箱	PLASTIC TUBE プラスチックチューブ	SELECTIVE-TIN	SELECTIVE GOLD × 28	NATURAL 自然色	1565373-3
OBSOLETE	~~>PBT-GF15<~~	~~1~~	~~7.34~~	~~∅2.4~~	~~-~~	~~1~~~~28~~	PLASTIC BOX 通い箱	PLASTIC TUBE プラスチックチューブ	~~SELECTIVE-TIN~~	~~PRE-TIN × 28~~	NATURAL 自然色	~~1565373-2~~
OBSOLETE	~~>PBT-GF15<~~	~~1~~	~~7.34~~	~~∅2.4~~	~~-~~	~~1~~~~28~~	PAPER BOX ダンボール箱	PLASTIC TUBE プラスチックチューブ	~~SELECTIVE-TIN~~	~~PRE-TIN × 28~~	NATURAL 自然色	~~1565373-1~~
	7 MATERIAL MARK 材料記号	9 MARKING マーキング	WEIGHT (g) 質量	V	10 GOLD PLATED CIRCUIT NO 金めっき回路番号	10 TIN PLATED CIRCUIT NO 錫めっき回路番号	OUTER 外装	INNER 内装	SOLDERING SIDE 基板側	CONTACT SIDE 嵌合側	COLOR 色	PART NUMBER 製品型番
							PACKING STYLE 梱包形態		CONTACT FINISH コンタクト仕上げ			

TABLE-1

POS 極数	TYPE	FEMALE HSG メスハウジング
28	CRIMP	TE P/N
		1717115
		1565380

TABLE-2

		POS 極数	APPLICABLE WIRE RANGE(FEMALE) 適用電線(メス)
SIGNAL 025	TIN	28	CAVS/CAVUS 0.22~0.5mm²
			AVSS/AVSSH/AESSX 0.3~0.5mm²

TABLE-3

THICKNESS OF PCB (mm) プリント基板厚 (mm)	1.2	1.6
NOMINAL LENGTH OF SCREW (mm) 固定用ネジ首下長さ (mm)	5	6

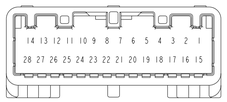

10 FIG.1 CONTACT COMPOSITION
コンタクト回路構成

THIS DRAWING IS A CONTROLLED DOCUMENT.

DIMENSIONS: mm

TOLERANCES UNLESS OTHERWISE SPECIFIED:
一般公差 ± ± 0.3
0 PLC ±
1 PLC ±0.1
2 PLC ±0.01
3 PLC ±0.001
4 PLC ±0.0001
ANGLES ±1°00'

MATERIAL: CONTACT:BRASS HOUSING:SEE TABLE
FINISH: SEE TABLE -

DWN K.FURUYAMA 08APR2003
CHK S.HIRANUMA 08APR2003
APVD K.ASAI 08APR2003
PRODUCT SPEC 108-5668
APPLICATION SPEC 114-5250
WEIGHT SEE TABLE

TE Connectivity

NAME 025 2ROW 28POSITION CAP ASSY H-TYPE

SIZE A1 | CAGE CODE 00779 | DRAWING NO C-1565373 | RESTRICTED NO

CUSTOMER DRAWING | SCALE 4:1 | SHEET 1 OF 1 | REV E6

4805 (3/13)