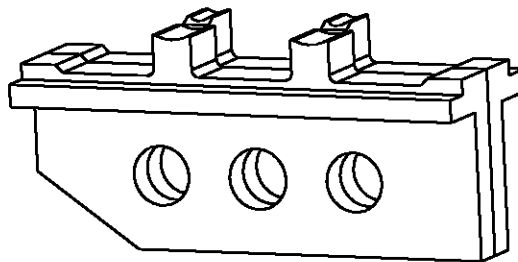
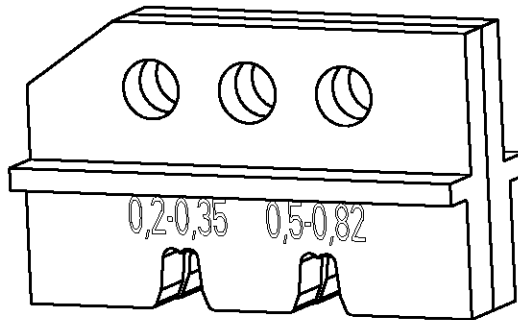


LOC	DIST	REVISIONS					
		P	LTR	DESCRIPTION	DATE	DWN	APVD
A1	-		A1	ECR-08-020995	29AUG2008	witt	-

Kontakt Contact	DGB (mm^2)	Drahtcrimp/W irecrimp		Isocrimp	Iso.-Ø	Betriebsanl.
	Wire Range	Hoehe/Height	Breite/W idth	Breite/W idth	Ins. Range	Instr. Sheet
926895/926896/926897 163557/163558	0.2-0.35	1.02	1.78	2.54	max. 2.5	411-18103
	0.5-0.82	1.12				




539680-2	1	1-539787-0	locator ass.	Positioniereinheit	A
	1	1-519151-3	screw M4x25	Schraube M4x25	A
	1	0-519151-9	screw M4x10	Schraube M4x10	A
	1	0-519024-2	hex nut M4	Mutter M4 DIN 985	A
	QTY Stck	PN	Description	Benennung	REV

19

RELEASED FOR PUBLICATION

THIS DRAWING IS UNPUBLISHED.

© COPYRIGHT 19 BY TYCO ELECTRONICS CORPORATION. ALL RIGHTS RESERVED.

DIMENSIONS: mm-DIN 7168-m	DWN M.Weberndoerfer	12NOV99	MATERIAL	-	FINISH	-
	CHK U.Reuter	12NOV99	 tyco Electronics AMP GmbH D - 64625 Bensheim			
TOLERANCES UNLESS OTHERWISE SPECIFIED:	APVD	-				
0 PLC ±	PRODUCT SPEC	-	NAME ERGOCRIMP Die Set for Universal MATE-N-LOK			
1 PLC ±	APPLICATION SPEC	-	SIZE	CAGE CODE	DRAWING NO	RESTRICTED TO
2 PLC ±	WEIGHT	-	A 4	00779	©=539680-2	-
3 PLC ±	CUSTOMER DRAWING		SCALE	2:1	SHEET	1 OF 1
4 PLC ±					REV	A1
ANGLES ±						