

RECOMMENDED P.C.B LAYOUT (TOP VIEW)  
TOLERANCES: ±0.10mm

**SPECIFICATION**  
**MATERIAL**  
 Insulator: PBT, rated UL94V-0, black  
 Contactors: Copper alloy  
 Shell: Steel : 7439-89-6  
 Rivet/Boardlock: Copper alloy

**CONTACT PLATING**  
 Contact area: Gold flash  
 Solder tails: 100µ" Tin over 40µ" Nickel  
 Shell plating: Tin plated  
 Underplate: 50µ" Nickel

**ELECTRICAL**  
 Operation voltage: 250 VAC max.  
 Current rating: 3 Amps max.  
 Contact resistance: 25 mohms max.  
 Insulation resistance: 3000 Mohms min @ 500 VDC  
 Dielectric withstanding voltage: 1000 VAC / minute  
 Operating temperature: -55°C ~ +105°C

① Order Code: ASUB-277-xx TP xx  
 No. of Contacts: 09 / 15 / 25 / 37

**Dimensions**

POSITION	A	B	C	D
9	16.30	25.00	30.8	16.92
15	24.60	33.30	39.2	25.25
25	36.30	47.10	53.1	38.96
37	54.80	63.50	69.4	55.42

**ROHS compliant**  
Unit: mm

Scale	Free TOLERANCE
X.	±0.50
X.X	±0.30
X.XX	±0.20
DIM	TOL
Angle	±5°

Id.	Modification	Date	Name
①	Add the order code	18.08.2014	Winnie
②	Add page 2	21.08.2014	Winnie
③	Add the extra dimension&description	14.01.2017	Winnie
④	Drawn	18.08.2014	Winnie

Date	Name
18.08.2014	Winnie
14.01.2017	Winnie

**ASSMANN**  
WSW/ components

Without Screw

ASSMANN WSW-No.  
**ASUB-277-xxTPxx**

ASS 6549 CO

rev03

Drawing-No.	Replace	Sheet
ASS 6549 CO		1/2

1

2

3

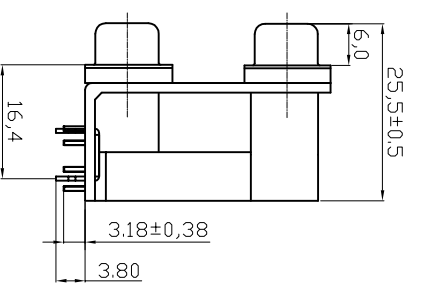
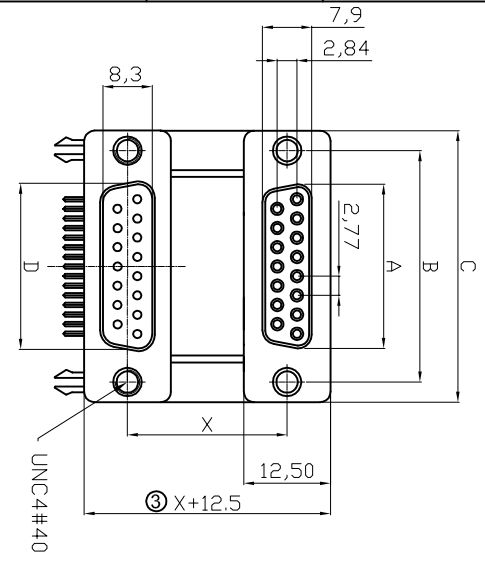
4

5

6

7

SV3644  
CON0396



PARTS DIMENSION TABLE

DIM.	DIM.	inner thread	out thread
a	b	4#40	4#40
4.8	11.8		

**SPECIFICATION**  
**MATERIAL**  
 Insulator: PBT, rated UL94V-0, black  
 Contacts: Copper alloy  
 Shell: Steel : 7439-89-6  
 Rivet/Boardlock: Copper alloy

**CONTACT PLATING**  
 Contact area: Gold flash  
 Solder tails: 100u" Tin over 40u" Nickel  
 Shell plating: Tin plated  
 Underplate: 50u" Nickel

**ELECTRICAL**  
 Operation voltage: 250 VAC max.  
 Current rating: 3 Amps max.  
 Contact resistance: 25 mohms max.  
 Insulation resistance: 3000 Mohms min @ 500 VDC  
 Dielectric withstanding voltage: 1000 VAC / minute  
 Operating temperature: -55°C ~ +105°C

① Order Code:

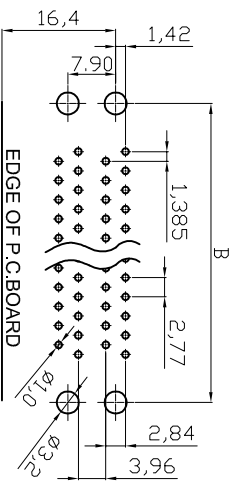
Order Code: ASUB-277-xx TP xx

No. of Contacts  
 08 / 15 / 25 / 37

**Dimensions**

② Part Spacing Dim. of X=15.875 or 16.0mm

POSITION	A	B	C	D
9	16.30	25.00	30.8	16.92
15	24.60	33.30	39.2	25.25
25	38.30	47.10	53.1	38.96
37	54.80	63.50	69.4	55.42



RECOMMENDED P.C.B LAYOUT (TOP VIEW)  
 TOLERANCES: ±0.10mm

**ROHS compliant**  
 Unit: mm

Scale	Free								
TOLERANCE									
X.	±0.50								
X.X	±0.30								
X.XX	±0.20								
DIM	TOL								
		①	Add the order code	18.08.2014	Winnie				
		②	Add page 2	21.08.2014	Winnie				
		③	Add the extra dimension&description	14.01.2017	Winnie	Drawn	18.08.2014	Winnie	
		④	Drawn	18.08.2014	Winnie				
Angle	±5°	Id.	Modification	Date	Name				

Customer-No. **With Hex Screw**

ASSMANN WSW-No. **ASUB-277-xxTPxx**

Drawing-No. **ASS 6549 CO**

Replace **rev03**

Sheet 2/2

A	1	2	3	4	5	6	7	A
B	1	2	3	4	5	6	7	B
C	1	2	3	4	5	6	7	C
D	1	2	3	4	5	6	7	D
E	1	2	3	4	5	6	7	E
F	1	2	3	4	5	6	7	F
G	1	2	3	4	5	6	7	G
H	1	2	3	4	5	6	7	H