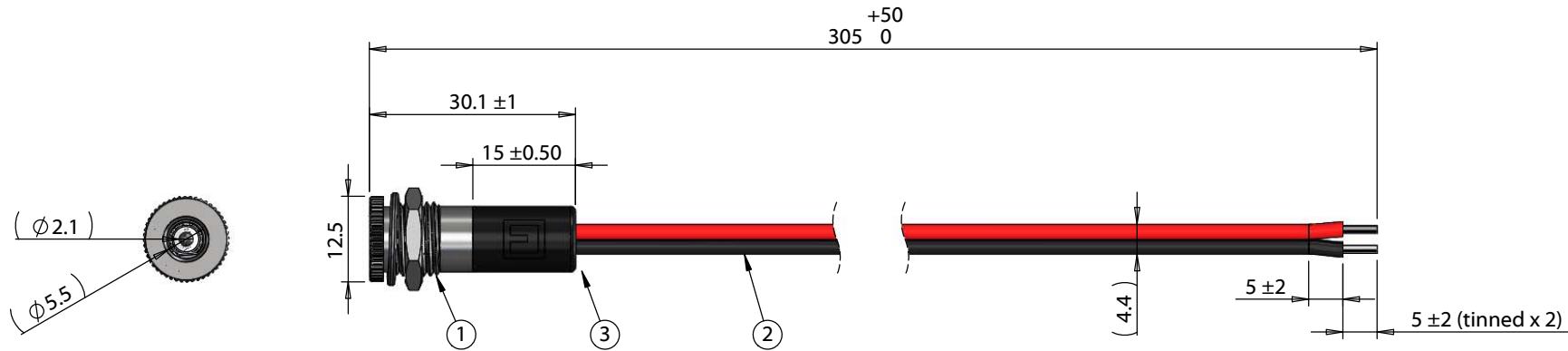


ITEM NO.	PART NUMBER	DESCRIPTION	QTY.	COMPONENT NOTES
1	54-00063	Connector, dc jack, 5.5x2.1xL24.2 mm, panel mount, threaded, nut and washer, brass, nickel	1	
2	30-00415	Wire, 2C TS, 18 AWG, UL2468, 300V, 80°C, 4.4 mm, VW-1, PVC, 87A, red and black	1	
3	24-00234	Overmold, panel mount jack, PVC	1	black



Wiring Diagram	
50-00063	wire color
center	red
shell	black

Revision:	Date:	Description:	Prepared:	Notes:	<h1>TENSILITY</h1> <p>tel 1.541.323.3228 800 877.670.7118 fax 1.541.323.4202 web tensility.com</p>
A	3/26/2018	Initial release	Verified:	RoHS and REACH compliant	
			Dimensions are in millimeters.	Function test: no open, no short circuit, no intermittent	
			Tolerances: X: ± 0.5 mm X.X: ± 0.3 mm X.XX: ± 0.05 mm	Description: Cable, 305 mm, 5.5x2.1 mm 54-00063 dc panel mount jack to stripped and tinned, 18 AWG, 30-00415	
			Size: A		Part number: 10-02878
			Scale: 1:1		Sheet 1 of 2

5

↑

4

3

2

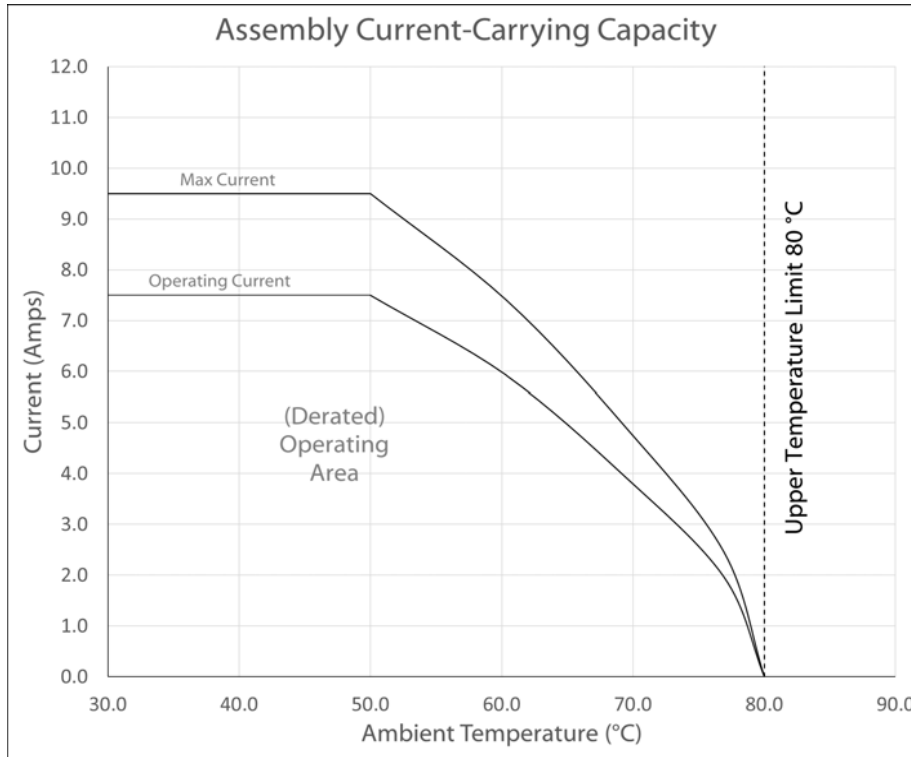
1

Electrical Requirements

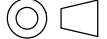
Operating Voltage: 48 Vdc
 Operating Current: 7.5 A

Maximum Operating Temperature

80° C, relative humidity of 85% or less



Testing based on IEC 60512-5-2. Max current curve generated with isolated test article under controlled environmental conditions, and does not take into account external factors such as housings, mating cables, or other circuitry. Operating current curve (derated by 20% of maximum values) accounts for external factors, and manufacturing variation.

Revision:	Date:	Description:	Prepared:	Notes:	<h1>TENSILITY</h1> <p>tel 1.541.323.3228 800 877.670.7118 fax 1.541.323.4202 web tensility.com</p>
A	3/26/2018	Initial release	Verified:	RoHS and REACH compliant Function test: no open, no short circuit, no intermittent	
			Dimensions are in millimeters. Tolerances: X: ± 0.5 mm X.X: ± 0.3 mm X.XX: ± 0.05 mm	Description:	Size: Part number:
				Cable, 305 mm, 5.5x2.1 mm 54-00063 dc panel mount jack to stripped and tinned, 18 AWG, 30-00415	A 10-02878
					Scale: 1:1  Sheet 2 of 2